

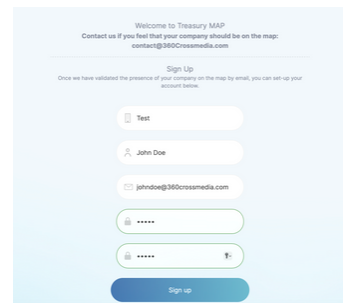
STEP BY STEP TREASURY MAP ACCOUNT

360CROSSMEDIA  care@360crossmedia

1. SIGN UP

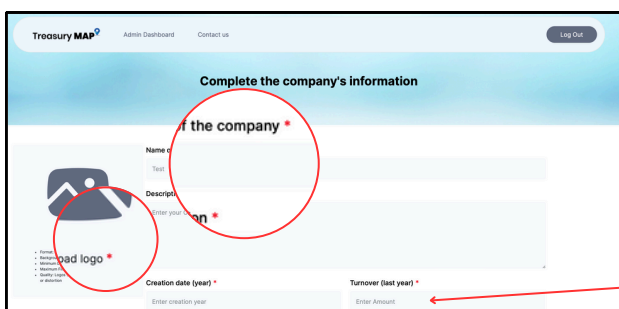
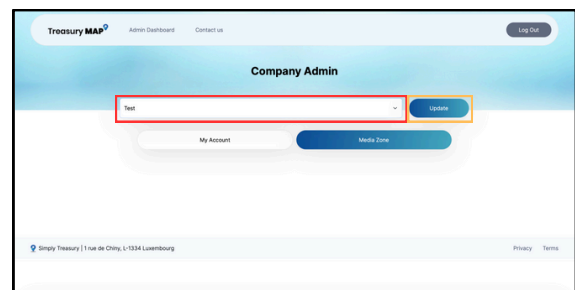
Clicking on the link below you can sign-up and create your account with your credentials

<https://treasurymap.com/signup>



2. COMPANY PROFILE

Once created and logged, select the company profile “1”, then click on “Update”



In order to successfully save the informations, please fill all the mandatory boxes (marked with a “*”)

note : To hide turnover, type “0”

Profiles are automatically updated to appear on the TreasuryMAP on Fridays, provided that the profile has been filled in correctly.

Please contact care@360crossmedia.com if you have any questions or requests.